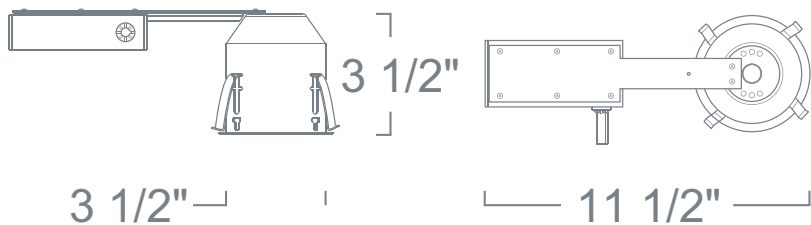


LSH1399RE - SHALLOW REMODEL HOUSING

3" LOW VOLTAGE HOUSINGS



SPECIFICATION

12V Out 37W Max MR16

Application: General purpose recessed downlight housing for low to medium height ceilings for residential and light commercial applications. A variety of trims, compatible styles and finishes are available to achieve the desired décor and illumination.

Housing: Pre-wired housing adjusts up to 1 1/4" ceiling thickness. This housing has torsion remodeling clips for secure installation. Integral thermal protector to guard against improper lamping and installation. Housing provides an adjustable socket plate which allows for use of different lamp types. Trim is secured with torsion wing springs/standard coil springs. Designed to be installed in existing sheet rock ceilings via ceiling cut out (above ceiling access is not required).

Mounting: Housing suitable for existing or new construction installations, supplied with high tension remodeling clips, designed to secure the housing to an existing sheetrock ceiling for fast and easy installation.

Transformer: Class 2 Noise-Free Electronic transformer installed adjacent to Junction Box, bottom and top accessible. Dimmable with dimmers designed for Electronic Low Voltage Loads. Thermally protected rated for 90° C.

Socket: 2-pin porcelain socket with aluminum heat sink plate. Lamp clips to trim to ensure proper and consistent positioning.
















Junction Box: 16 gauge pre-wired aluminum Junction Box, suitable for through branch wiring for a maximum of (4) #12 AWG wires. Furnished with (2) 3/4" knock-outs. Screw-in or out covers for easy access and ground wire. Equipped with safety standard fitting for flex-conduit.

Insulation Contact: Non-IC rated housing must be kept 3" from insulation.

Safety Labels: ETL/CETL listed for through-branch wiring (8) No.12 AWG 90°C and suitable for damp locations. NYC approved: Calendar #41937.

Label: cETL Listed

COMPATIBILITY

 LR1316 DECO GLASS DOME	 LR1381 PULL DOWN ADJUSTABLE REFLECTOR	 LR1317 REFLECTOR W/ FROSTED LENS (T LAMP)
 LR1320 SLOT	 LR1367 PULL DOWN	 LR1311 LOUVER
 LR1321 REFLECTOR	 LR1352 DECO GLASS PANEL	 LR1397 MR16 PULL DOWN
 LR1383 PULL DOWN ADJUSTABLE BAFFLE	 LR1387 DECORATIVE PULL DOWN	 LR1303 CROSS BLADE
 LR1342 REFLECTOR W/ FROSTED LENS (MR16)	 LR1380 PULL DOWN W/ SNOOT	 LR1388 ADJUSTABLE GIMBAL

Please see website for more compatible items.

FEATURE:



LSH1399RE	RATING	VOLTAGE	ACCESSORIES
LSH1399RE	Blank :Electronic	Blank :120V -27 :277V	/LBL20 :20W Derating /LBL35 :35W Derating

Note: Wattage limitations on compatible items must be met.
ORDERING EXAMPLE: LSH1399RE

ID#: 255